

# Q4 2021 OFFICE SPACE STATISTICS

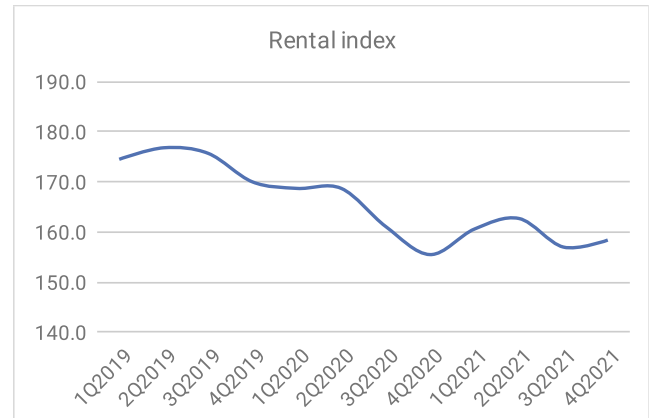
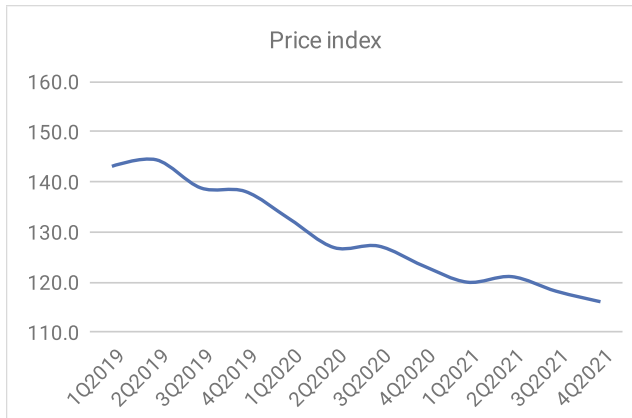
SOURCE Urban Redevelopment Authority

PUBLISHED DATE 28 Jan 2022

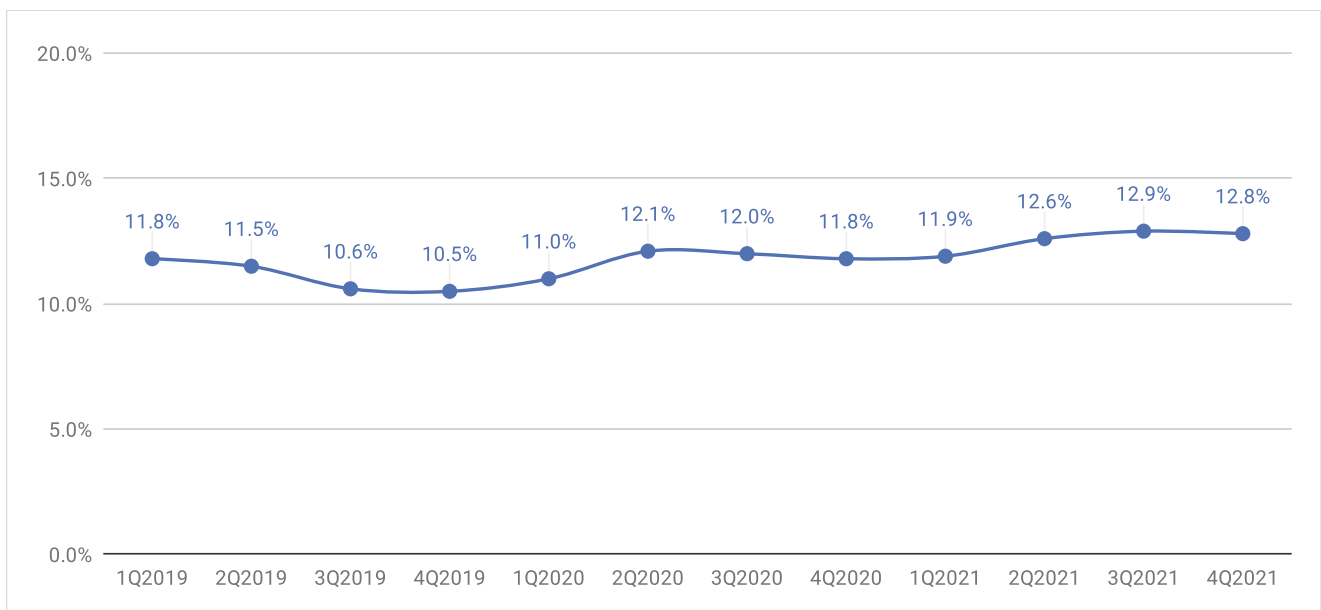
## OFFICE MARKET AT A GLANCE

Key indicators	Change	3Q 2021	4Q 2021
Price index	-1.8%	118.2	116.1
Rental index	+0.9%	157.0	158.4
Pipeline supply (m <sup>2</sup> GFA)	+4.1%	755,000	786,000
Vacancy rate	-0.1% point	12.9%	12.8%

## OFFICE SPACE IN CENTRAL REGION



## VACANCY RATE OF OFFICE SPACE



## Q4 2021 OFFICE MEDIAN RENT

	PSF (\$)		PSF (\$)		PSF (\$)
District 01		District 03 - 06		District 09 - 10	
Battery Road	11.9	Havelock Road	6.2	Killiney Road	8.6
Marina View	11.8	Kim Tian Road	5.8	Somerset Road	7.5
Market Street	11.3	Outram Road	3.6	Scotts Road	7.3
Marina Boulevard	10.9	Chin Swee Road	3.2	Grange Road	7.0
Collyer Quay	10.4	Harbourfront Place	7.6	Orchard Road	7.0
Raffles Place	9.6	Maritime Square	6.4	Cuppuge Road	6.5
Temasek Boulevard	9.1	Keppel Road	3.7	River Valley Road	5.8
Chulia Street	8.9	Coleman Street	4.7	Kramat Lane	3.9
Church Street	8.6	High Street	3.9	Sophia Road	3.1
Cross Street	8.3	District 07		Tanglin Road	7.0
Raffles Quay	8.1	Victoria Street	8.5	Bukit Timah Road	4.6
Mccallum Street	7.3	North Bridge Road	5.0	District 11 - 12	
Robinson Road	7.1	Albert Street	4.5	Goldhill Plaza	4.1
Telok Ayer Street	7.0	Bencoolen Street	4.4	Thomson Road	3.6
Eu Tong Sen Street	6.0	Waterloo Street	4.3	Serangoon Road	4.1
Upper Circular Road	5.8	Middle Road	4.2	Balestier Road	3.0
Hong Kong Street	5.2	Beach Road	4.2	District 14 - 15	
Cecil Street	5.1	Selegie Road	3.3	Paya Lebar Road	5.0
Shenton Way	5.0	Jalan Sultan	2.7	Changi Road	3.5
New Bridge Road	5.0	District 08		Geylang Road	3.0
Phillip Street	4.6	Jalan Besar	4.5	Mountbatten Road	2.9
Upper Cross Street	3.7	Foch Road	3.6	Sims Avenue	2.8
South Bridge Road	3.4	Lavender Street	3.1	Marine Parade Road	5.1
District 02		Kitchener Road	3.1	Joo Chiat Road	4.4
Peck Seah Street	6.5	District 18		Marine Parade Central	4.3
Anson Road	5.7	Tampines Central 1	5.0	East Coast Road	4.1
Tras Street	5.0			Brooke Road	3.3
Maxwell Road	3.3			District 21 - 25	
				Upper Bukit Timah Road	6.2
				Jurong East Street 21	2.9
				Woodlands Square	3.6

- The above figures are for streets with at least 2 office buildings and at least 3 rental transactions signed.