

Q1 2021 OFFICE SPACE STATISTICS

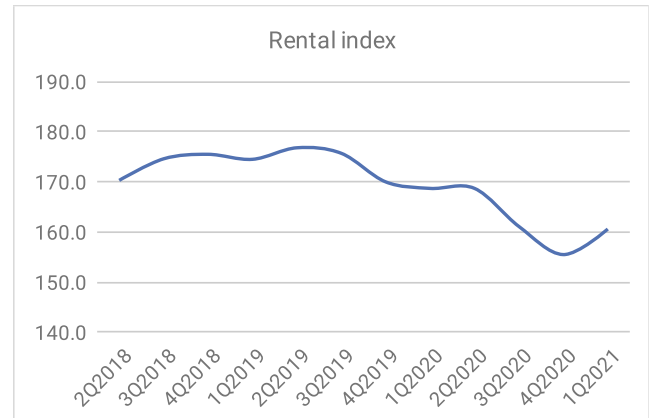
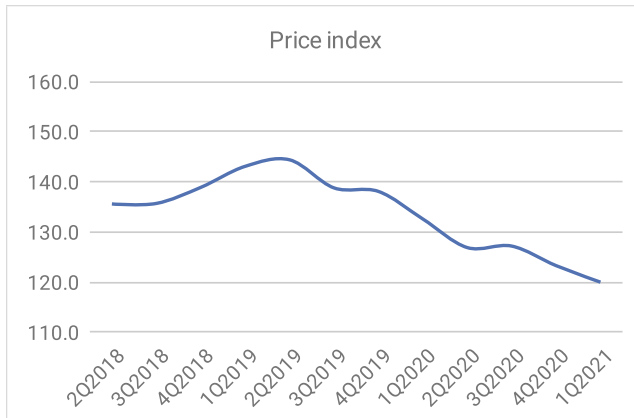
SOURCE Urban Redevelopment Authority

PUBLISHED DATE 23 Apr 2021

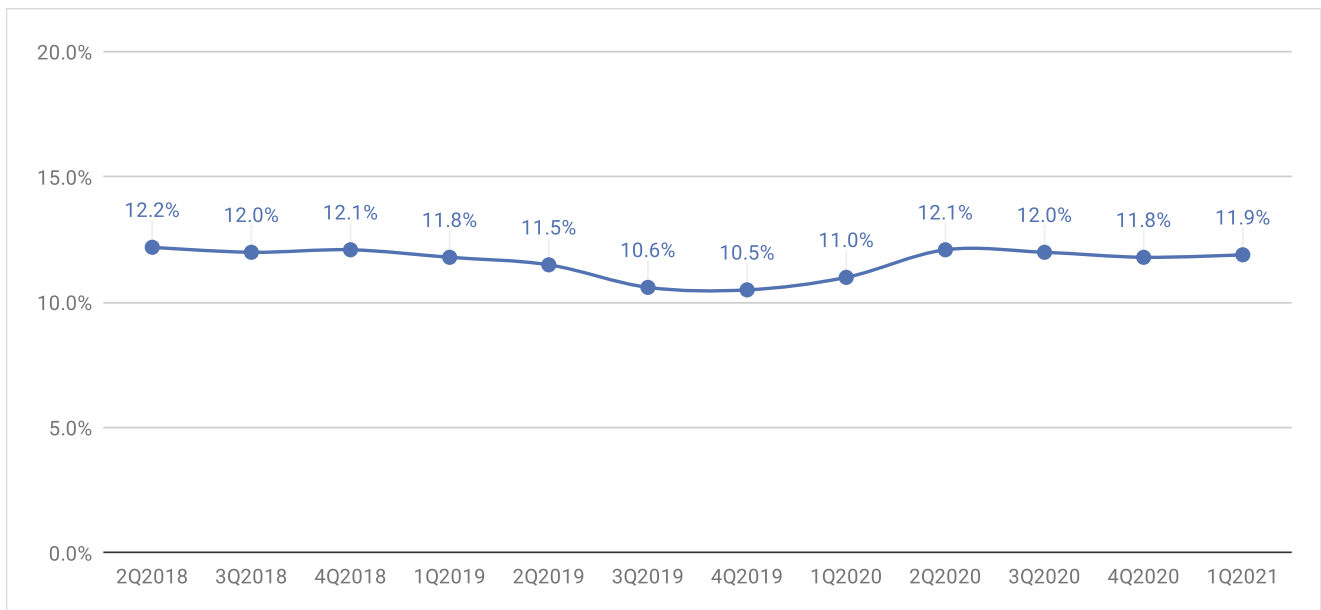
OFFICE MARKET AT A GLANCE

Key indicators	Change	3Q 2020	4Q 2020
Price index	-2.7%	123.3	120.0
Rental index	+3.3%	155.5	160.6
Pipeline supply (m ² GFA)	-1.2%	770,000	761,000
Vacancy rate	+0.1% point	11.8%	11.9%

OFFICE SPACE IN CENTRAL REGION



VACANCY RATE OF OFFICE SPACE



Q1 2021 OFFICE MEDIAN RENT

	PSF (\$)		PSF (\$)		PSF (\$)
District 01		District 03 - 06		District 09 - 10	
Marina View	12.9	Tiong Bahru Road	6.9	Penang Road	8.2
Marina Boulevard	11.4	Havelock Road	6.8	Somerset Road	7.6
Battery Road	10.9	Alexandra Road	5.8	Clemenceau Avenue	6.2
Raffles Place	9.3	Outram Road	3.5	Orchard Road	6.0
Chulia Street	9.1	Chin Swee Road	3.2	Scotts Road	5.8
Collyer Quay	8.8	Maritime Square	6.2	Kramat Lane	4.0
Temasek Boulevard	8.7	Telok Blangah Road	3.6	Sophia Road	2.6
Church Street	8.5	Keppel Road	3.2	Tanglin Road	6.9
Market Street	7.8	Hill Street	5.7	Cuscaden Road	6.8
Finlayson Green	7.7	Coleman Street	5.4	Bukit Timah Road	4.5
Raffles Quay	7.4	High Street	4.8	District 11 - 12	
Upper Cross Street	7.3	Armenian Street	4.3	Goldhill Plaza	4.4
Robinson Road	6.8	District 07		Thomson Road	3.2
Phillip Street	6.5	North Bridge Road	5.0	Serangoon Road	4.6
Eu Tong Sen Street	6.3	Albert Street	4.8	Balestier Road	3.5
Malacca Street	6.0	Bencoolen Street	4.8	District 14 - 15	
Magazine Road	5.4	Beach Road	4.0	Paya Lebar Road	5.1
Shenton Way	5.4	Middle Road	3.9	Changi Road	3.7
Cecil Street	5.3	Waterloo Street	3.7	Mountbatten Road	3.4
New Bridge Road	5.0	Selegie Road	3.2	Marine Parade Road	5.2
Carpenter Street	3.5	Jalan Sultan	2.8	Marine Parade Central	4.5
South Bridge Road	3.4	District 08		East Coast Road	4.4
Keng Cheow Street	2.9	Lavender Street	5.8	Joo Chiat Road	4.0
District 02		Jalan Besar	4.5	Brooke Road	2.6
Cantonment Road	6.1	Foch Road	2.8	District 18 - 22	
Anson Road	5.6			Tampines Grande	6.3
Peck Seah Street	5.4			Tampines Central 1	5.0
Tras Street	4.9			Upper Bukit Timah Road	5.0
Maxwell Road	4.5			Woodlands Square	3.2
Enggor Street	3.3				

- The above figures are for streets with at least 2 office buildings and at least 3 rental transactions signed.